

Modul Pengajaran Sistem e-Pembelajaran

Introduction

<https://elearning.upnm.edu.my/>

e-Learning (E-Pembelajaran)

- One of the **teaching methods** that integrates the application of e -Learning in the **Teaching and Learning (T&L)** process . Thus, **the user of this system are both lecturers and students.**
- It aims to increase the involvement of academics and students in providing **effective feedback and interaction** to produce meaningful learning.
- Developed using **Moodle** platform.



MOODLE

- Moodle is a **Learning Management System (LMS)** .
- Moodle is utilised as a **Blended Learning platform** , which is a formal learning setting but the teaching and delivery is conducted online.

MOODLE

- Moodle has a **large community** on the Internet for free and from open source. So it's easy for developers to get advice and tutorials
- Moodle is **constantly updated** to stay relevant in rapid technological development.
- Moodle **can also be modified** according to University requirements .

System Interface

Homepage



Homepage interface provide user several options such as:


1. Log in
2. Language select
3. Course

Tab



- The tab is stapled on all interfaces.
- The two main tabs:
 - Main: Quick access to the homepage / dashboard
 - Courses: To browse courses available in the system

Login



eLearning
Universiti Pertahanan Nasional Malaysia
Kewajipan, Maruah, Integriti

Social networks

English (en) ▾MainCoursesNewsArchive ▾Contact Us

Log in

⚠ Your session has timed out. Please log in again.

Username

Password

☒ Remember username

Forgotten your username or password?

Cookies must be enabled in your browser ?

Some courses may allow guest access

©2019 Universiti Pertahanan Nasional Malaysia, Kem Sungai Besi, 57000 Kuala Lumpur, Malaysia.
Powered by Moodle

Login

For the **first -time login** , user need to follow the default login credentials, and the system will prompt user to change the default password right after logging in:

Staff

Username: Emel name

Password: No. Staf**

Student

Username: No. Matrik

Password: No. Matrik *

Log Masuk

Example of the first-time login:

■ Staff:

■ Emel:

staffUPNM@upnm.edu.my

■ Student:

■ No. Matrik : **217000**

Staff

Username: staffUPNM

Password: staffUPNM**

Student Username:

217000 Password:

217000 *

Lecturer's View

Interface - Profile

The screenshot shows a Moodle user profile page for Dr. Norshahriah Binti Wahab. The page has a blue header with the University of Pertahanan Nasional Malaysia logo and navigation links. A red banner contains social media icons and a user profile preview. The main content area is divided into sections: User details (Country: Malaysia, City/town: Kuala Lumpur), Course details (TST3293 Software Engineering, Massive Open Online Courses, Al-Fateh eLearning Portal, TSI3713 Multimedia, TSK1113 Organisasi Dan Senibina Komputer), Miscellaneous (Blog entries, Forum posts, Forum discussions, Learning plans), Reports (Browser sessions), and Login activity (First access to site: Wednesday, 11 January 2017, 8:44 AM; Last access to site: Friday, 13 September 2019, 8:14 AM). The footer contains copyright information and mentions it is powered by Moodle.

Interface - Profile

Dr. Norshahriah Binti Wahab

User details

Country: Malaysia

City/town: Kuala Lumpur

Course details

Course profiles

TST3293 Software Engineering (Kejuruteraan Perisian)

Massive Open Online Courses

Al-Fateh eLearning Portal

TSI3713 Multimedia (Multimedia)

TSK1113 Organisasi Dan Senibina Komputer

Miscellaneous

Blog entries

Forum posts

Forum discussions

Learning plans

Reports

Browser sessions

Login activity

First access to site

Wednesday, 11 January 2017, 8:44 AM (2 years 244 days)

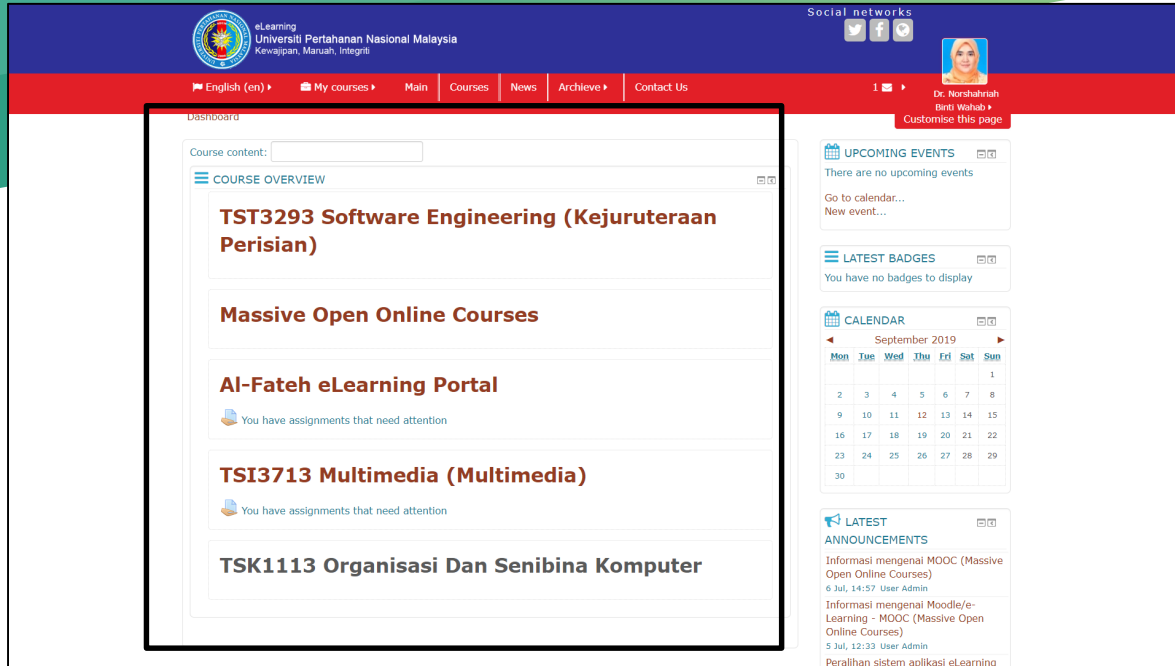
Last access to site

Friday, 13 September 2019, 8:14 AM (now)

©2019 Universiti Pertahanan Nasional Malaysia, Kem Sungai Besi, 57000 Kuala Lumpur, Malaysia.
Powered by Moodle

- This view can be accessed by clicking the option that appears when hovering at the user's image.
- User details section shows the user's information such as name & country that is editable.
- Course details section shows the list of courses the user has taught.

Interface - Dashboard



- Showing courses that the lecturer currently teach for that semester.
- Can be access through “Main” tab.
- The layout is separated into Blocks.
 - Calendar
 - Upcoming Events

Interface - Dashboard

The screenshot displays the eLearning dashboard for Universiti Pertahanan Nasional Malaysia. The interface is divided into several sections:

- Header:** Includes the university logo, name, and navigation links (English, My courses, Main, Courses, News, Archive, Contact Us). Social media icons and a user profile (Dr. Norshahrish Binti Wahab) are also present.
- Course Content:** A list of courses is shown, including "TST3293 Software Engineering (Kejuruteraan Perisian)", "Massive Open Online Courses", "AI-Fateh eLearning Portal", "TSI3713 Multimedia (Multimedia)", and "TSK1113 Organisasi Dan Senibina Komputer".
- Upcoming Events:** A section titled "UPCOMING EVENTS" indicating there are no upcoming events.
- Latest Badges:** A section titled "LATEST BADGES" indicating no badges to display.
- Calendar:** A calendar for September 2019.
- Latest Announcements:** A section titled "LATEST ANNOUNCEMENTS" with two entries: "Informasi mengenai MOOC (Massive Open Online Courses)" and "Informasi mengenai Moodle/e-Learning - MOOC (Massive Open Online Courses)".

- The courses showed are enrolled automatically .
- To view the content of the course , just click to the course's name.

Interface - Course

The screenshot displays the eLearning interface for the course TSI3713 Multimedia (Multimedia). The top navigation bar includes the university logo, name (Universiti Pertahanan Nasional Malaysia), and social media links. The main dashboard area shows the course title, a forum discussion, and a lesson plan. The sidebar on the right contains an 'ADMINISTRATION' menu with options like 'Turn editing on', 'Edit settings', 'Users', 'Filters', 'Reports', 'Grades', 'Gradebook setup', 'Badges', 'Backup', 'Restore', 'Import', 'Reset', 'Question bank', and 'Competencies'. Below the administration menu is a 'BLENDED STATUS' section showing the course status as 'BLENDED' and a table of course items.

Category	Current Item	Status
Resources	26	✓
Activities	159	✓
Assessments	3	✓

The main content area includes a 'WHAT IS MULTIMEDIA?' section with a chapter and a tutorial, and a 'CHAPTER 2 : TEXT IN MULTIMEDIA' section with a chapter and an assignment. The assignment details include a description and a list of resources.

- This is where most of the features of eLearning are used .
- The interface displays all the information and content of the course .

Interface - Course

The screenshot displays a 'BLENDED STATUS' overlay on a course management interface. The overlay has a green header bar with the title 'BLENDED STATUS' and a hamburger menu icon. Below the header, a green bar indicates 'Course Status : BLENDED'. A table follows with three columns: 'Category', 'Current Item', and 'Status'. The table lists 'Resources' (26), 'Activities' (159), and 'Assessments' (3), all with green checkmarks. Below this is a cyan bar labeled 'Minimum Requirements :'. A second table lists 'Resources' (8), 'Activities' (3), and 'Assessments' (2). A small inset window shows a zoomed-in view of the table.

Category	Current Item	Status
Resources	26	✓
Activities	159	✓
Assessments	3	✓

Minimum Requirements :	
Resources	8
Activities	3
Assessments	2

Blended Status

- All courses in the system must achieve **"BLENDED"** status to enable the course to be conducted for blended learning.

Interface - Course

The screenshot displays the eLearning interface for the course TSI3713 Multimedia (Multimedia). The interface is divided into several sections:

- Header:** Includes the eLearning logo, the name of the institution (Universiti Pertahanan Nasional Malaysia), and social network icons.
- Navigation Bar:** Contains links for English (en), My courses, Main, Courses, News, Archive, Contact Us, and This course.
- Dashboard:** Shows the course title "TSI3713 Multimedia (Multimedia)" and a list of resources including "Forum Discussion 1 : The elements of Multimedia" and "Lesson Plan (L1)".
- Course Content:** Displays "WHAT IS MULTIMEDIA?" with chapters and tutorials, and "CHAPTER 2 : TEXT IN MULTIMEDIA" with assignments and self-view links.
- Administration Panel:** A sidebar menu with options like "Turn editing on", "Edit settings", "Users", "Filters", "Reports", "Grades", "Gradebook setup", "Badges", "Backup", "Restore", "Import", "Reset", "Question bank", and "Competencies".
- Course Status Table:** A table showing the current status of the course, categorized by Resources, Activities, and Assessments.

Category	Current Item	Status
Resources	26	✓
Activities	159	✓
Assessments	3	✓

Course Content

- This is where all the slides, assignment and other **teaching materials** are placed.
- Only the lecturers of the course can **manage** the content placement.
- To **upload** a new content, user must click on the green "Turn Editing On" button.

Interface - Course

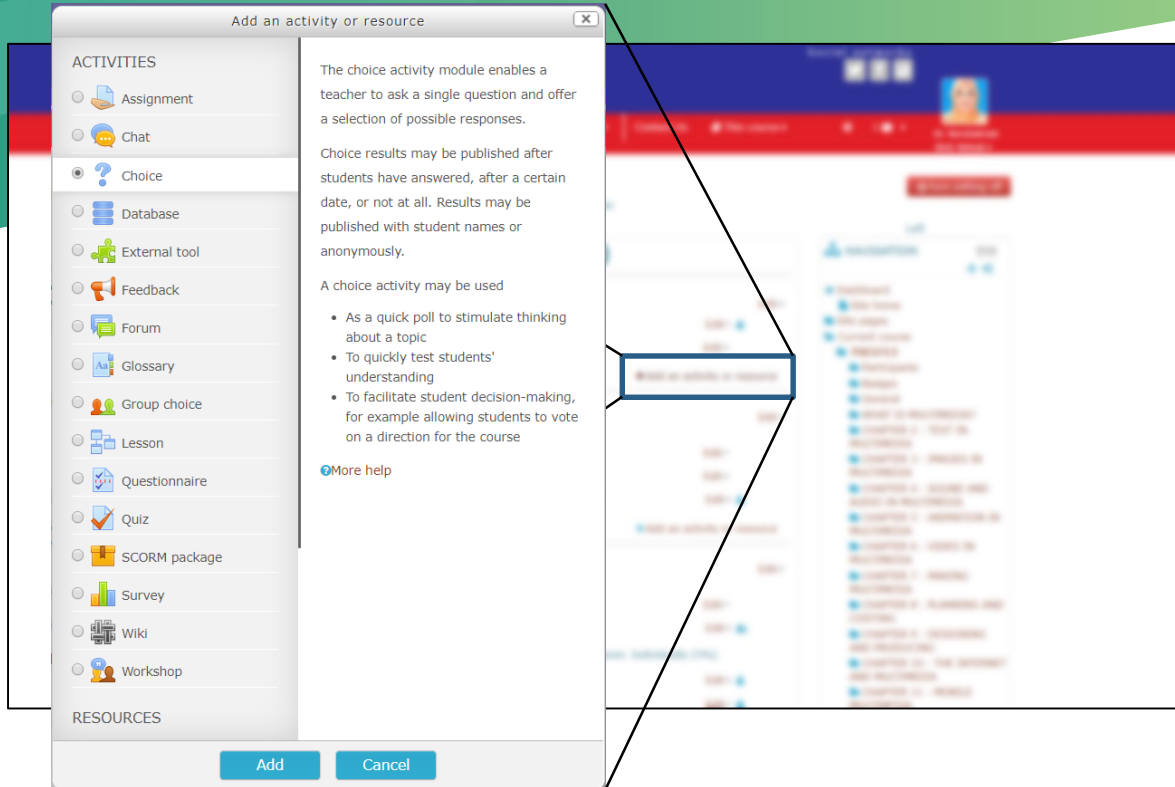
The screenshot displays the eLearning interface for the course TSI3713 Multimedia (Multimedia). The interface is divided into several sections:

- Header:** Includes the university logo (Universiti Pertahanan Nasional Malaysia) and navigation links (English, My courses, Main, Courses, News, Archive, Contact Us, This course).
- Dashboard:** Shows the course title "TSI3713 Multimedia (Multimedia)" and a list of activities and resources. A green button labeled "Add an activity or resource" is highlighted with a red box.
- Left Sidebar:** Contains a "NAVIGATION" menu with links to Dashboard, Site home, Site pages, Current course, and TSI3713. The TSI3713 section lists various topics and chapters.
- Right Sidebar:** Displays a user profile for Dr. Norshahriah Binti Wahab and a "Turn editing off" button.

Course Content

- The green button **changed color** to red button when clicked.
- In this mode, the order of the content can be **change freely** and the design is up to the creativity of the lecturer.
- "Add an activity or resource" link the function to add new content.

Interface - Course



Add Activity/Resource

- This is the list of activities and resources that can be added into the course.
- Each activities and resources have its **own unique functions**. For example, Questionnaire can accommodate lecturer to construct a multiple answer questions.
- But they also shared some common function such as **Access Restriction**

Interface - Course

Add an activity or resource

ACTIVITIES

☐ Assignment

☐ Chat

☒ Choice

☐ Database

☐ External tool

☐ Feedback

☐ Forum

☐ Glossary

☐ Group choice

☐ Lesson

☐ Questionnaire

☐ Quiz

☐ SCORM package

☐ Survey

☐ Wiki

☐ Workshop

RESOURCES

The choice activity module enables a teacher to ask a single question and offer a selection of possible responses.

Choice results may be published after students have answered, after a certain date, or not at all. Results may be published with student names or anonymously.

A choice activity may be used

- As a quick poll to stimulate thinking about a topic
- To quickly test students' understanding
- To facilitate student decision-making, for example allowing students to vote on a direction for the course

[More help](#)

Add

Cancel



BLENDED STATUS

Course Status : BLENDED

Category	Current Item	Status
Resources	26	✓
Activities	159	✓
Assessments	3	✓

Minimum Requirements :

Resources	8
Activities	3
Assessments	2

Interface - Course

Add Activity / Resource

■ Through this option, lecturers can fulfil the minimum requirement of Blended Learning .

Resource

- These items are in the **Resource category** :
 - File, Page, URL, Scorm , Book & Folder.

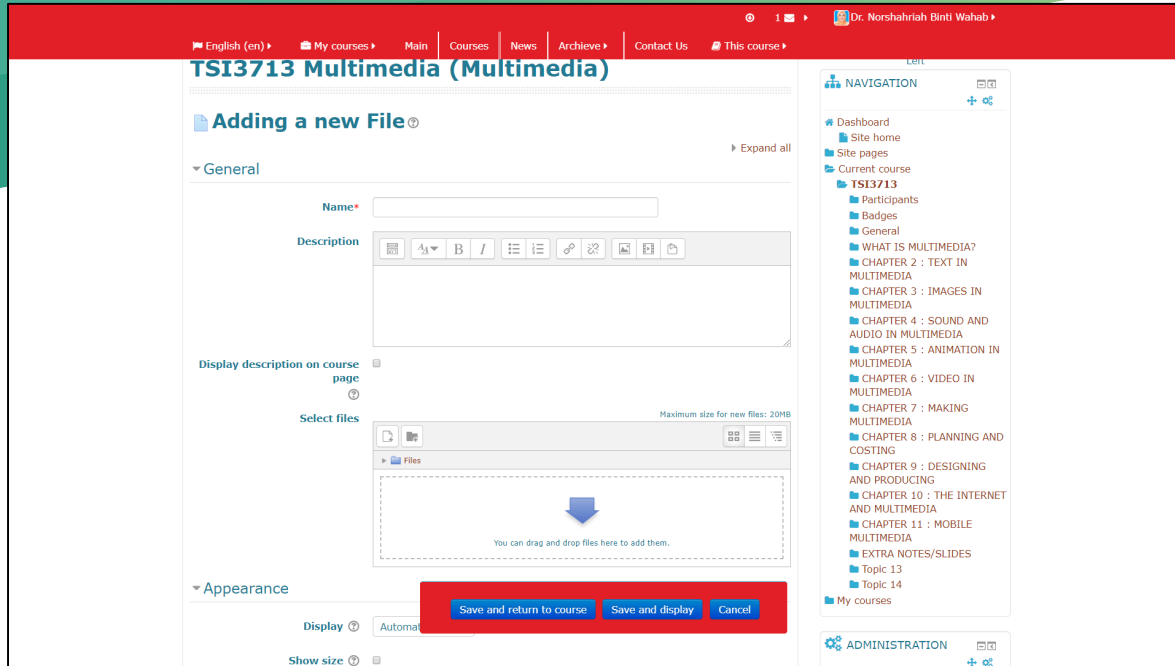
Activities

- These items are in the **Activities category** :
 - Chat, Choice, Database, Feedback, Forum, Glossary, Lesson, Questionnaire, Survey, Wiki & Group Choice

Assessments

- These items are in the **Assessments category** :
 - Quiz, Assignment, Workshop, Turnitin

Interface - Course



Add a Resource

- Resource is a teaching material such as notes, presentation slides and online videos, as a medium for student to get the knowledge.
- eLearning system also have a function to **embed video or animated images** into the system so that the student can just view the content inside
- The item uploaded will become link for the student to **download**.

Interface - Course

The screenshot displays the course management interface for 'TSI3713 Multimedia (Multimedia)'. The top navigation bar is red and contains links for 'English (en)', 'My courses', 'Main', 'Courses', 'News', 'Archive', 'Contact Us', and 'This course'. The user's name 'Dr. Norshahriah Binti Wahab' is visible in the top right corner. The main content area is titled 'Adding a new Chat to WHAT IS MULTIMEDIA?'. It features a 'General' section with a 'Name of this chat room' input field and a 'Description' text area with a rich text editor toolbar. Below the description area is a checkbox for 'Display description on course page'. The right sidebar shows a 'NAVIGATION' menu with a tree structure of course items, including 'Dashboard', 'Site home', 'Site pages', 'Current course', 'TSI3713', 'Participants', 'Badges', 'General', 'WHAT IS MULTIMEDIA?', 'CHAPTER 2 : TEXT IN MULTIMEDIA', 'CHAPTER 3 : IMAGES IN MULTIMEDIA', 'CHAPTER 4 : SOUND AND AUDIO IN MULTIMEDIA', 'CHAPTER 5 : ANIMATION IN MULTIMEDIA', 'CHAPTER 6 : VIDEO IN MULTIMEDIA', 'CHAPTER 7 : MAKING MULTIMEDIA', 'CHAPTER 8 : PLANNING AND COSTING', 'CHAPTER 9 : DESIGNING AND PRODUCING', 'CHAPTER 10 : THE INTERNET AND MULTIMEDIA', 'CHAPTER 11 : MOBILE MULTIMEDIA', 'EXTRA NOTES/SLIDES', 'Topic 13', 'Topic 14', and 'My courses'. At the bottom of the sidebar is an 'ADMINISTRATION' section. The main form has three buttons at the bottom: 'Save and return to course', 'Save and display', and 'Cancel'.

Add an Activity

- An Activity is a type of teaching module that **enable interactions** between lecturer and students.
- For example, a **Chat** is a module for the lecturer and students have a **real-time** discussion.

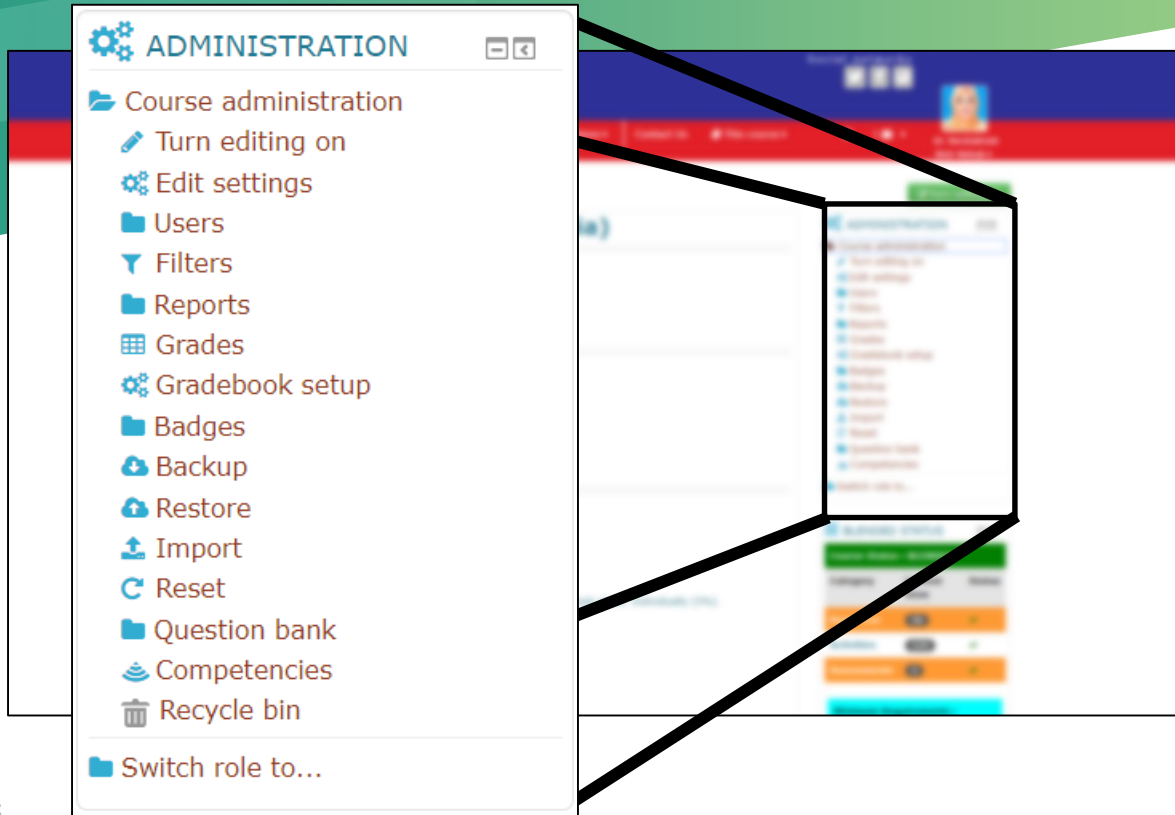
Interface - Course

The screenshot displays the course management interface for 'TSI3713 Multimedia (Multimedia)'. The top navigation bar is red and contains links for 'English (en)', 'My courses', 'Main', 'Courses', 'News', 'Archive', 'Contact Us', and 'This course'. The user 'Dr. Norshahriah Binti Wahab' is logged in. The main content area is titled 'Adding a new Quiz to WHAT IS MULTIMEDIA?'. It features a 'General' section with a 'Name' field and a 'Description' field with a rich text editor. Below the description field is a checkbox for 'Display description on course page'. On the right, a 'NAVIGATION' sidebar lists the course structure, including 'Dashboard', 'Site home', 'Site pages', 'Current course', 'TSI3713', 'Participants', 'Badges', 'General', 'WHAT IS MULTIMEDIA?', and various chapters. At the bottom, there are three buttons: 'Save and return to course', 'Save and display', and 'Cancel'.

Add an Assessment

- Assessments are the module for the lecturer to **grade** the students
- Quizzes may be used
 - As course exams
 - As mini tests at the end of a topic
 - As exam practice
 - To deliver immediate feedback about performance
 - For self-assessment

Interface - Course



Administration Block

- This is the section that can be used to set grading marks, edit course settings, view list of enrolled students and many other settings.
- eLearning system have a Course Participation report that can help in monitoring students activity.

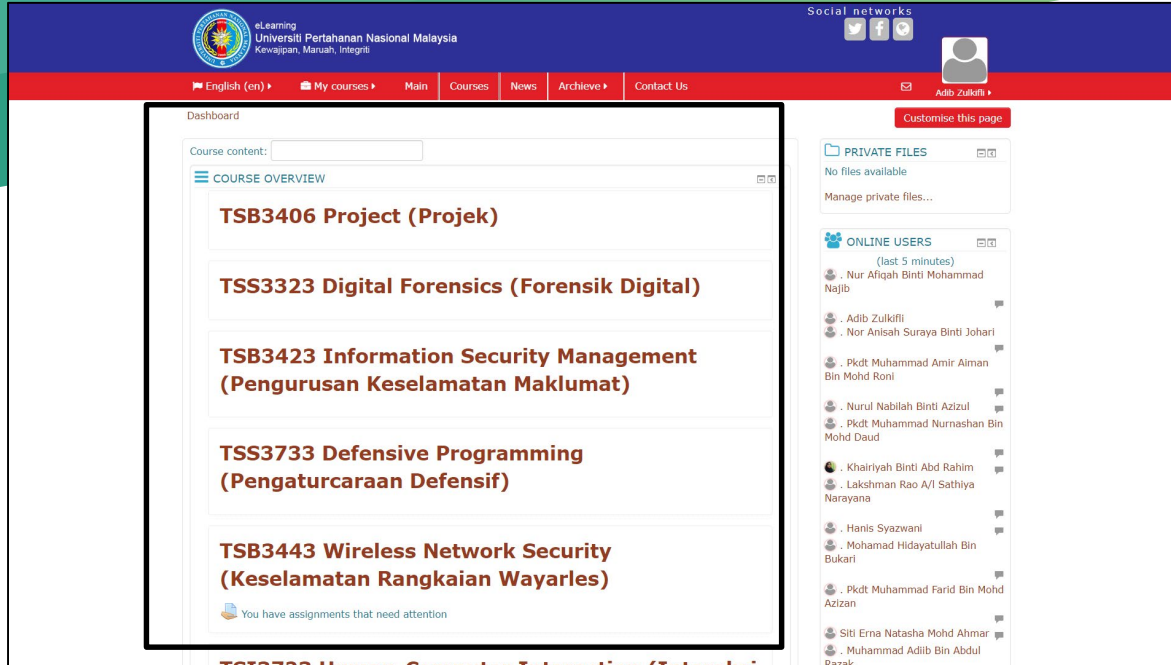
Student's View

Interface - Profile

The screenshot displays the user profile page of the eLearning system for Universiti Pertahanan Nasional Malaysia. The header features the university's logo and name, along with navigation links for English, My courses, Main, Courses, News, Archive, and Contact Us. A 'Social networks' section is visible in the top right corner, containing a user profile picture and two buttons: 'Reset page to default' and 'Customise this page'. The main content area is divided into three columns. The left column, titled 'User details', includes a profile picture and links for 'Country' (Malaysia) and 'City/town' (Kuala Lumpur). The middle column, titled 'Course details', lists various courses under the heading 'Course profiles', including 'TSS3733 Defensive Programming (Pengaturcaraan Defensif)', 'TSB3443 Wireless Network Security (Keselamatan Rangkaian Wayarles)', 'TSB3406 Project (Projek)', 'TSS3323 Digital Forensics (Forensik Digital)', 'TSB3423 Information Security Management (Pengurusan Keselamatan Maklumat)', 'TSI3723 Human-Computer Interaction (Interaksi Manusia-Komputer)', 'TSB3453 Network Intrusion Detection System (Sistem Pengesanan Pencarobohan Rangkaian)', 'TSB3313 Ethics And Professionalism In Ict (Etika Dan Profesionalisme Dalam Ict)', 'TSB3323 Artificial Intelligence (Kecerdasan Buatan)', 'TSB3333 Web Programming And Development (Pengaturcaraan Dan Pembangunan Web)', and 'TSB3433 Ethical Hacker (Penggodam Beretika)'. The right column contains three sections: 'Miscellaneous' with links for 'Blog entries', 'Forum posts', 'Forum discussions', and 'Learning plans'; 'Reports' with a link for 'Browser sessions'; and 'Login activity' with links for 'First access to site' (Thursday, 14 September 2017, 3:23 PM (1 year 363 days)) and 'Last access to site' (Friday, 13 September 2019, 9:09 AM (now)).

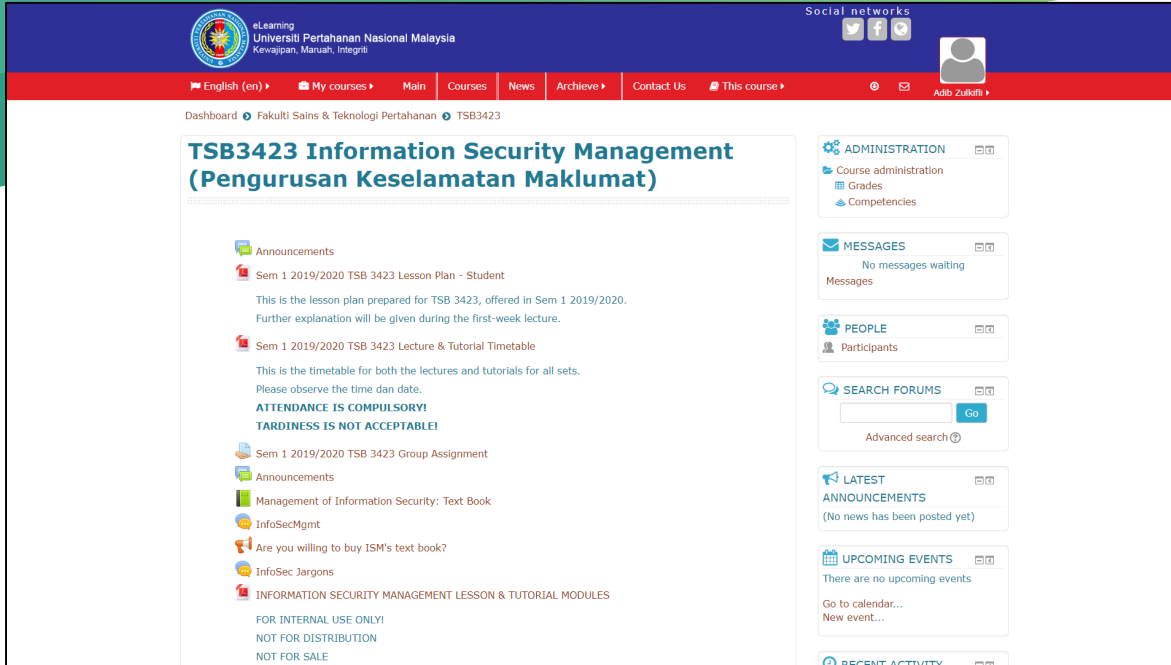
- Basically the same as the lecturer's profile
- User details** section shows the user's information such as name & country that editable.
- Course details** section shows the list of courses the user's teach

Interface - Dashboard



- Showing courses that have been taken by the students.
- Can be access through "Main" tab.
- The layout is separated into Blocks.
 - Calendar
 - Upcoming Events

Interface - Course



The screenshot displays the eLearning interface for the course TSB3423 Information Security Management (Pengurusan Keselamatan Maklumat). The interface is divided into a header, a main content area, and a sidebar.

Header: The top header is blue with the eLearning logo and text: "eLearning Universiti Pertahanan Nasional Malaysia Kewagkasan, Manuash, Integrati". To the right are social network icons (Twitter, Facebook, YouTube) and a user profile icon labeled "Aidi Zulfitri". Below the header is a red navigation bar with links: "English (en)", "My courses", "Main", "Courses", "News", "Archive", "Contact Us", and "This course".

Main Content Area: The main content area is white. It features a breadcrumb trail: "Dashboard > Fakulti Sains & Teknologi Pertahanan > TSB3423". The course title "TSB3423 Information Security Management (Pengurusan Keselamatan Maklumat)" is prominently displayed. Below the title, there are several sections:

- Announcements:** A section with a red icon. It contains two announcements:
 - Sem 1 2019/2020 TSB 3423 Lesson Plan - Student:** "This is the lesson plan prepared for TSB 3423, offered in Sem 1 2019/2020. Further explanation will be given during the first-week lecture."
 - Sem 1 2019/2020 TSB 3423 Lecture & Tutorial Timetable:** "This is the timetable for both the lectures and tutorials for all sets. Please observe the time dan date. **ATTENDANCE IS COMPULSORY!** **TARDINESS IS NOT ACCEPTABLE!**"
- Group Assignment:** A section with a red icon. It contains one announcement:
 - Sem 1 2019/2020 TSB 3423 Group Assignment:** "Management of Information Security: Text Book"
- InfoSecMgmt:** A section with a red icon. It contains one announcement:
 - Are you willing to buy ISM's text book?**
- InfoSec Jargons:** A section with a red icon. It contains one announcement:
 - INFORMATION SECURITY MANAGEMENT LESSON & TUTORIAL MODULES**

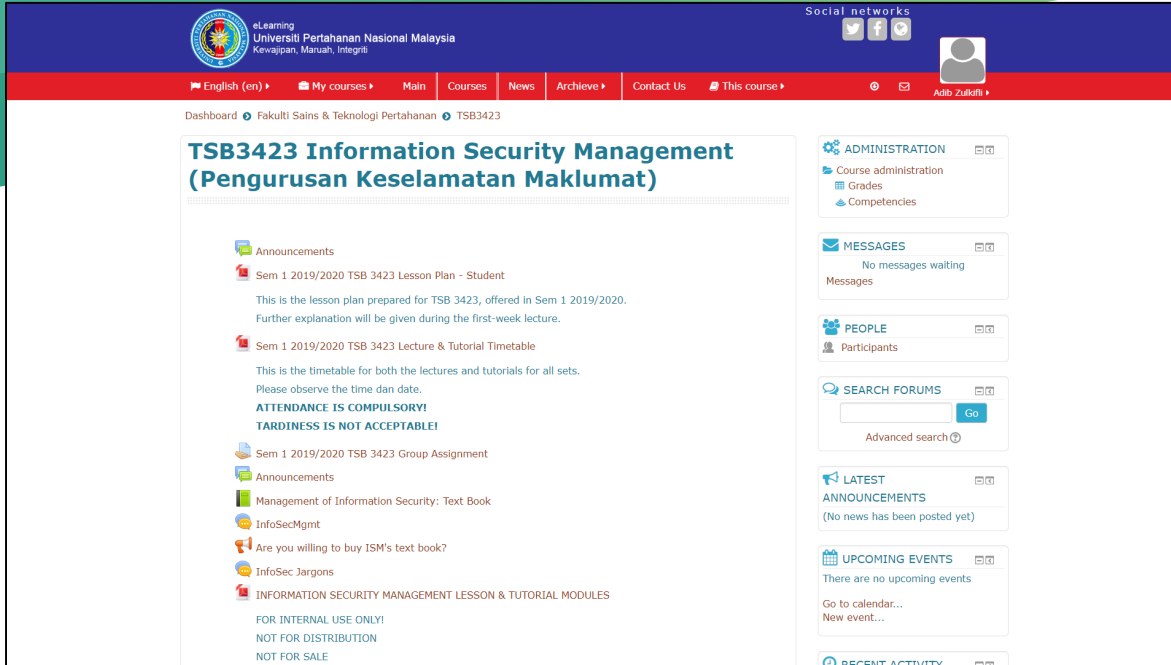
Footer: The footer is white and contains the text: "FOR INTERNAL USE ONLY! NOT FOR DISTRIBUTION NOT FOR SALE".

Sidebar: The sidebar is white and contains several sections:

- ADMINISTRATION:** A section with a gear icon. It contains links: "Course administration", "Grades", and "Competencies".
- MESSAGES:** A section with an envelope icon. It contains the text: "No messages waiting Messages".
- PEOPLE:** A section with a group of people icon. It contains the text: "Participants".
- SEARCH FORUMS:** A section with a magnifying glass icon. It contains a search bar with a "Go" button and a link to "Advanced search".
- LATEST ANNOUNCEMENTS:** A section with a megaphone icon. It contains the text: "(No news has been posted yet)".
- UPCOMING EVENTS:** A section with a calendar icon. It contains the text: "There are no upcoming events", "Go to calendar...", and "New event...".
- RECENT ACTIVITY:** A section with a circular arrow icon.

- This can be interpreted as a restricted version of lecturer's display.
- While the lecturer can view all the students participation, the student can only view their own participation

Interface - Course



The screenshot displays the eLearning interface for the course TSB3423 Information Security Management (Pengurusan Keselamatan Maklumat). The interface is divided into a header, a navigation bar, and a main content area.

Header: The top header is blue and contains the eLearning logo, the text "eLearning Universiti Pertahanan Nasional Malaysia", and social media icons for Twitter, Facebook, and YouTube. A user profile icon for "Aidil Zukhri" is also present.

Navigation Bar: The navigation bar is red and contains links for "English (en)", "My courses", "Main", "Courses", "News", "Archive", "Contact Us", and "This course".

Main Content Area: The main content area is white and contains the course title "TSB3423 Information Security Management (Pengurusan Keselamatan Maklumat)". Below the title, there are several sections:

- Announcements:** A section with a red icon and a title "Sem 1 2019/2020 TSB 3423 Lesson Plan - Student". The text below states: "This is the lesson plan prepared for TSB 3423, offered in Sem 1 2019/2020. Further explanation will be given during the first-week lecture."
- Sem 1 2019/2020 TSB 3423 Lecture & Tutorial Timetable:** A section with a red icon and a title. The text below states: "This is the timetable for both the lectures and tutorials for all sets. Please observe the time dan date. **ATTENDANCE IS COMPULSORY!** **TARDINESS IS NOT ACCEPTABLE!**"
- Sem 1 2019/2020 TSB 3423 Group Assignment:** A section with a red icon and a title.
- Announcements:** A section with a red icon and a title "Management of Information Security: Text Book".
- InfoSecMgmt:** A section with a red icon and a title "Are you willing to buy ISM's text book?".
- InfoSec Jargons:** A section with a red icon and a title "InfoSec Jargons".
- INFORMATION SECURITY MANAGEMENT LESSON & TUTORIAL MODULES:** A section with a red icon and a title. Below the title, it says "FOR INTERNAL USE ONLY! NOT FOR DISTRIBUTION NOT FOR SALE".

Right Sidebar: The right sidebar is white and contains several sections:

- ADMINISTRATION:** A section with a blue icon and a title. It contains links for "Course administration", "Grades", and "Competencies".
- MESSAGES:** A section with a blue icon and a title. It contains the text "No messages waiting" and a link for "Messages".
- PEOPLE:** A section with a blue icon and a title. It contains a link for "Participants".
- SEARCH FORUMS:** A section with a blue icon and a title. It contains a search bar and a "Go" button. Below the search bar, it says "Advanced search?".
- LATEST ANNOUNCEMENTS:** A section with a blue icon and a title. It contains the text "(No news has been posted yet)".
- UPCOMING EVENTS:** A section with a blue icon and a title. It contains the text "There are no upcoming events" and a link for "Go to calendar...". Below the link, it says "New event...".
- RECENT ACTIVITY:** A section with a blue icon and a title.

- Students cannot control the administration settings, thus can only view courses, download notes and participate into quizzes of enrolled courses.
- Students also can upload assignment through eLearning but depending to the task set on the assignment.

Administrator View

Administrator

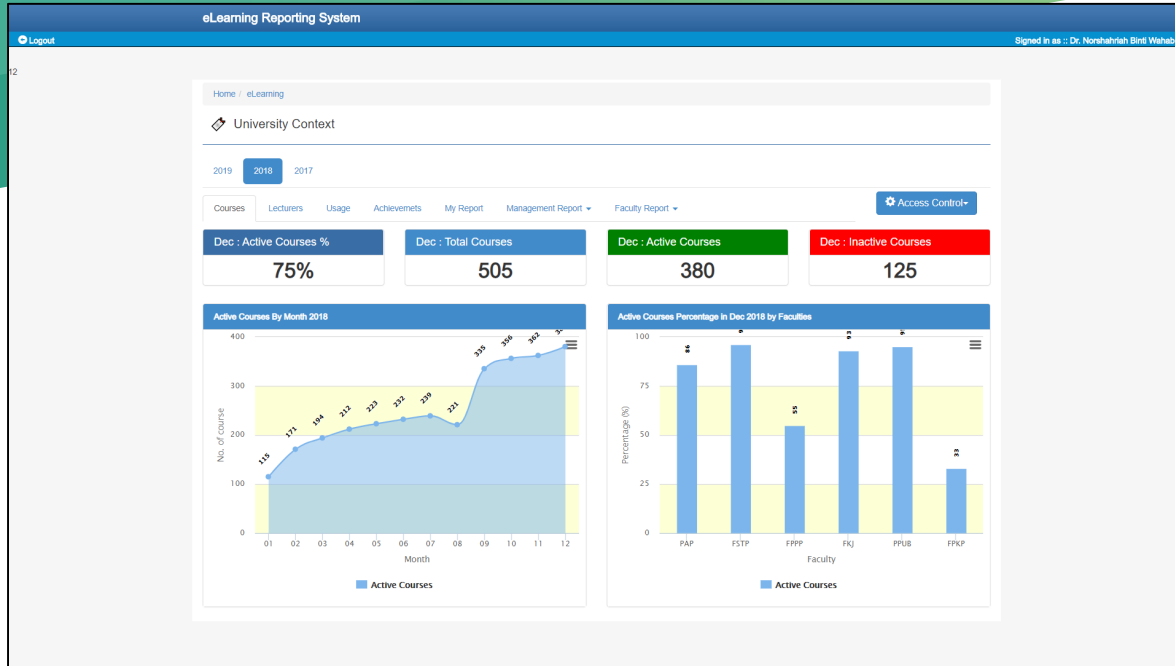
Person in -charge

- The **head of eLearning Coordinator** , stationed at Centre for Academic Development (**Pusat Pembangunan Akademik (PPA)**) and IT Officer from Centre for Communication and Information Technology (**Pusat Teknologi Maklumat & Komunikasi (PTMK)**) have the all-access to the system.
- These are the person that plays a role in managing and troubleshooting the system, but a report need to come-in either directly from the user or through the supporting personnels .

Supporting personnel

- Each Faculty in UPNM have appointed an **eLearning Coordinator** to manage the system in tandem with in -charge personnel from **PPA** and **PTMK**.
- They have been given extra access to **eLearning Reporting System** , which is a system that tabulated and visualize the usage statistics of eLearning.

Interface – eLearning Reporting System



- The statistics are visualized the usage per month of that specific year.
- Each faculty's statistics can be seen from this reporting system.

Contact Us

Head of eLearning Coordinator

■ Dr. Norshahriah binti Abdul Wahab

■ Pusat Pembangunan Akademik , Aras 2, Bangunan Canselori , UPNM

■ 762 2067

■ Mr. Mohd Afiq Bin Zamanhuri

■ Pusat Pembangunan Akademik , Aras 2, Bangunan Canselori , UPNM

■ 762 2119